



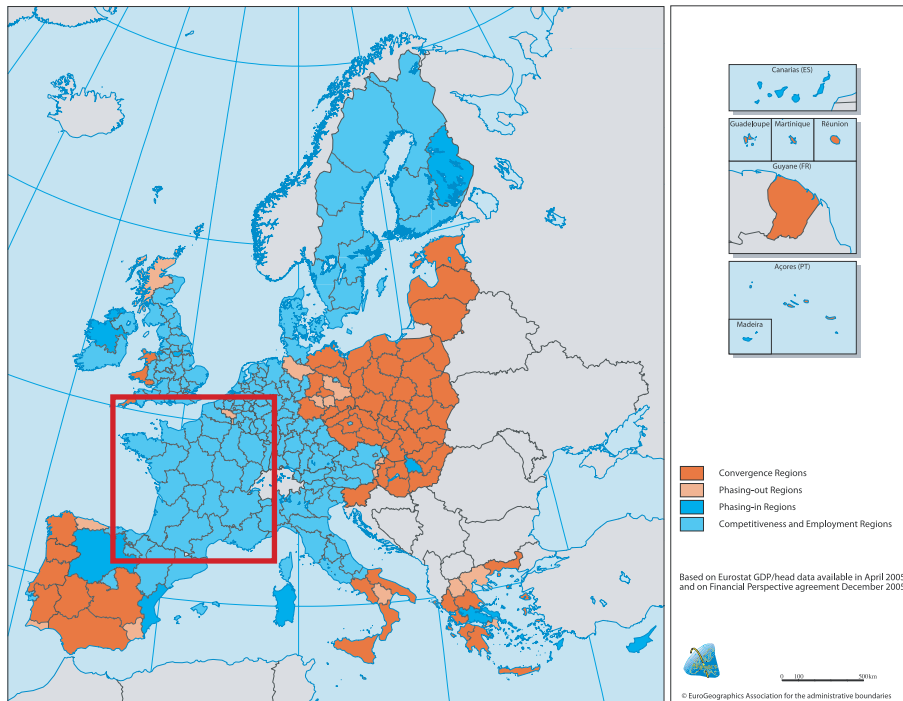
inforegio

factsheet | October 2006

EN

Cohesion Policy 2007-2013 • France

EU-25: Convergence and Regional Competitiveness and Employment Regions 2007-2013



The current programming period will come to an end in December 2006. The Commission, the Member States and the regions are preparing for the new programmes for 2007-2013. The renewed cohesion policy and its instruments constitute about one third of the EU budget. Priority is given to less developed Member States and regions. The new policy will aim to promote growth-enhancing conditions for the Union's economy and will focus on three new future objectives: convergence, competitiveness and cooperation.

	Convergence			Regional Competitiveness and Employment		European Territorial Cooperation	Total
	Cohesion Fund	Convergence	Statistical phasing-out	Phasing-in	Competitiveness		
Overall financial allocation EU 27	69.578	199.322	13.955	11.409	43.556	8.723	347.410
Indicative financial allocation for France		3.191			10.257	872	14.319

Million EUR, current prices. (These figures differ from those on page 2, which are at 2004 prices, for the purpose of comparison).
Due to rounding, figures may not add-up to the total shown.

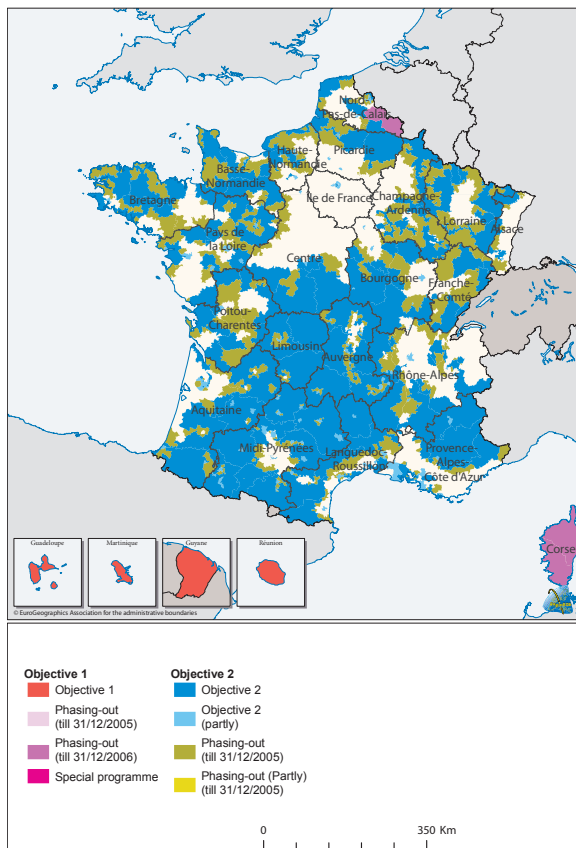
ELIGIBLE REGIONS

Convergence Objective: Guadeloupe, Guyane, Martinique, Réunion.

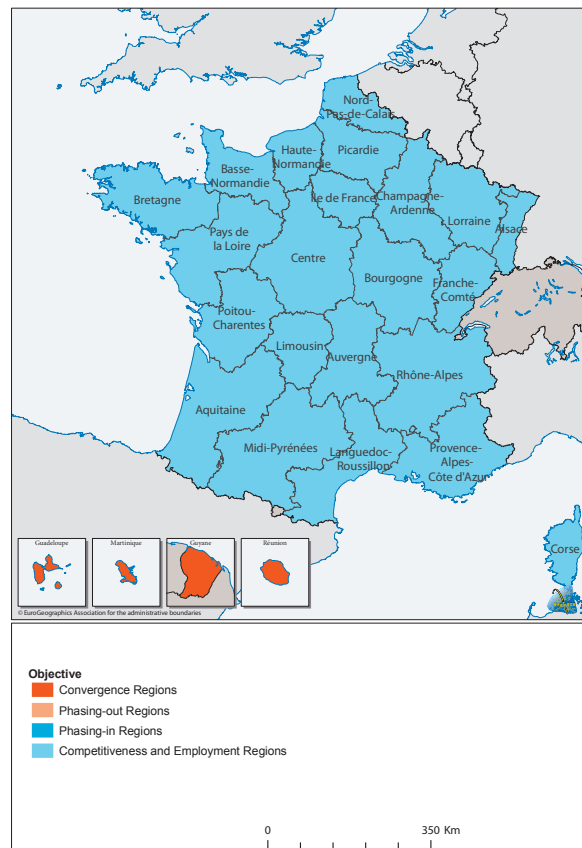
Competitiveness and Employment Objective: all regions, except those under "Convergence".

Between 2007 and 2013, a population of **1,77 million** (2,9 % of the total population) will live in “convergence” regions in the four overseas French departments. This is **no change** compared to the period 2000-2006 during which 2,9 % of the population lived in regions supported under “Objective 1”.

Eligible regions 2000-2006



Eligible regions 2007-2013



Allocations 2000-2006¹ Million EUR, 2004 prices		Allocations 2007-2013¹ Million EUR, 2004 prices	
<i>Cohesion Fund</i>	0	<i>Cohesion Fund</i>	0
<i>Objective 1</i>	2.939	<i>Convergence</i>	2.831
		<i>Statistical Phasing-out</i>	0
<i>Phasing-out</i>	498	<i>Phasing-in</i>	0
<i>Objective 2</i>	6.679	<i>Regional Competitiveness</i>	
<i>Objective 3</i>	5.013	<i>and Employment</i>	9.101
<i>Community Initiatives</i>	1.016	<i>European Territorial</i>	
		<i>Cooperation</i>	773
Total	16.145	Total	12.704

(1) - Comparisons need to be made with great caution given the change in regional eligibility, and the number and nature of the objectives in the two programming periods.
 - The 2000-2006 amounts have been corrected to match the 2004 prices (as in the case of the financial perspectives 2007-2013).
 - Figures are net of allocations for the rural development and fisheries instruments in both periods.



European Commission
 Directorate-General for Regional Policy